

Lifts creativity, not complexity.
Create and manage building and infrastructure projects faster, more economically. With BricsCAD BIM you can go through all stages, no extra software needed!

www.bricsys.com/bim/

 V17

One stop shop solution, one .dwg file format.

Create and manage building and infrastructure projects faster, more economically. With BricsCAD BIM you can go through all stages, no extra software needed!

Early stage – 3D direct modeling

Create intuitively without limitation as you would do in Sketch-Up – but it will be faster and precise. Modify finally by drag and drop. Make sections and renderings to present your ideas crystal clear. When approved, your model goes to the next stage: No need to start all over again in another software. It's all 100% .dwg and ready for BIM now.

When approved – BIM the model

Just continue with the presentation model. All elements – walls, floors, columns, windows doors, etc. – can be classified automatically by BricsCAD BIM. Start to add IFC compliant information to the elements. Add gradually more and more detail and data. See how 2D sections show all the details – when needed magnify explicit details and keep everything synched. Manage your office materials and composition database efficiently – all in that one BricsCAD BIM.

Interoperability

Check your BIM models with other engineering disciplines of the project. Compare your architectural model with structural models and MEP models via IFC. Match geometries and get all the needed info from BIM intelligent objects.

Collaborate in the cloud

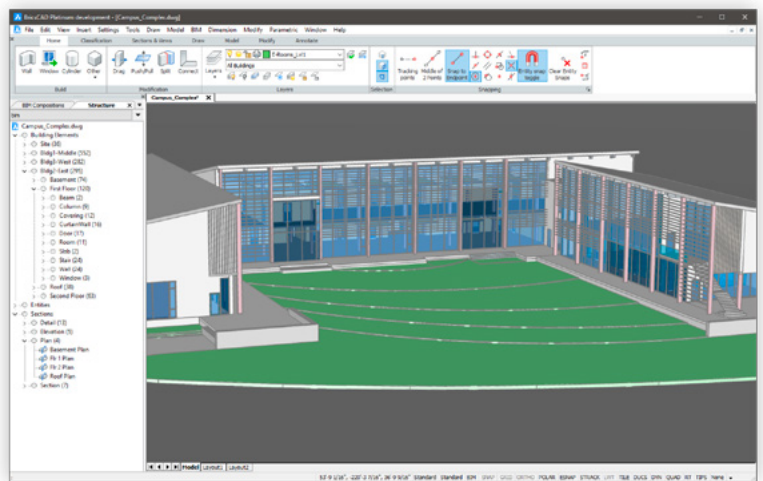
Keep geometry and data on your desktop synchronized with a version in the cloud. Manage access rights for other project teams and share with them parts or the entire project. The most recent version is always immediately available. Detailed data and metadata can be viewed and browsed in the online IFC compliant database or – together with the geometry – in the online 3D viewer. Use powerful filters to search and view single elements or groups of elements. Check your models with models of other engineering disciplines of the project.

BIM Features

Powerful multipurpose BIM explorer

The same flexibility BricsCAD offers in 3D modeling, it also offers in attaching information to building elements.

- **Explorer:** navigate swiftly through all building data thanks to the customizable data explorer
- **Compositions:** browse predefined compositions or create your own
- **Library:** BricsCAD BIM includes an extensive library of windows & doors

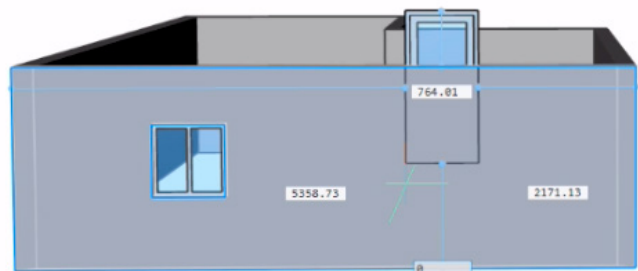


Draw walls easy and quickly

BricsCAD BIM allows you to easily modify positions and dimensions. To design walls in BIM, draw their footprints in 2D and then pull them up to the desired level. You can also specify their level by entering dimensions interactively.

Windows and doors

Arrays of windows and doors are included in the BricsCAD BIM design sets. To specify windows and doors, choose or modify a design from the library or create your own designs from scratch.



With BricsCAD BIM you can design walls, windows, doors and more from scratch, or use the extensive design sets to just drag and drop elements. **Easy, fast and smart.**

Explore your model from site to room

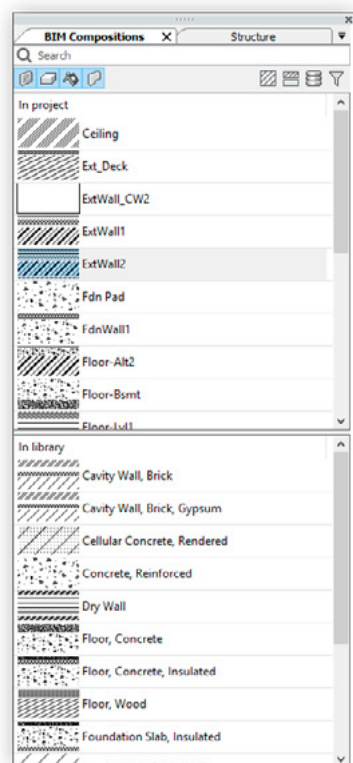
To give you greater flexibility in developing BIM designs, a single drawing file contains a "site," which can have multiple "buildings," with each building holding one or more "stories." The default drawing holds one building with three stories. You specify properties for the new site, building, and story elements.

Easily attach information to building elements

BIM allows you to attach information to building elements with the very same flexibility you find in BricsCAD 3D modeling. The software stores building materials and compositions in its project database, which is accessible through the dockable BIM panel.

Reuse compositions across projects

The library database included with BricsCAD allows you to reuse compositions and building materials across multiple BIM projects. To share information among databases, simply drag building materials and compositions from one database to another.



Building materials contain information about specific materials along with layer names and rendering definitions.

Pattern	
1	Gravel
2	Bitumen, S
3	Insulation,
4	Scree

You can add a custom number of tags to a building composition. Those tags will serve as a filter when searching through your database for compositions.

Use live sections to explore your models from the inside

Get rid of obliterating geometry by activating one or more clip planes to get optimal access to the part of interest. Move clip planes in real-time. Intersections are hatched according to material patterns.

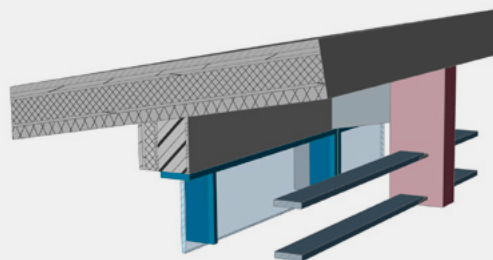
Create detail sections

Create a detail section using the option named "Detail" of the bimSection command. Define the volume of the section by specifying three corner points. It uses the dynamic UCS as the base of the box; the base plane is also the section plane.

Sections and Sheet sets

The redesigned drawing generation feature lets you generate sheet sets in just seconds. The dockable sheet set manager offers smooth navigation between the project drawings:

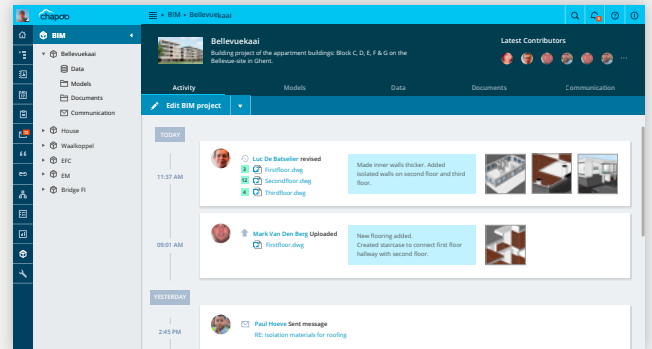
- Flexible Document Navigation
- Easy Creation Of Sheet Selection Sets
- Easy Creation Of Associative View Label Blocks
- One-button Publish Of Sheet Selection Set
- One-click Insertion Of Sheet List Table



Moving from CAD to BIM can be smooth, affordable, user-friendly and within the same environment and the same file format you already use. No need to start from scratch.




Carlos Brandao
Business Development Manager at Bricsys



Manage your BIM projects in the cloud with Chapoo

With Chapoo, all of your colleagues can view and annotate dwg files, whether they use BricsCAD or not. Chapoo's cloud services allow you to communicate, manage files, assign tasks to project collaborators and automate processes. You can drag-and-drop reports and analyze live data in our cloud services any time you want and anywhere you are.



Model server

The Building Information Model server enables you to centralize the information of a construction project. You can query, merge and filter the BIM-model.

3D Viewer

View 3D CAD files online in your browser with the Chapoo 3D Viewer. Explore and slice your 3D models, all in the cloud.

Integrated in BricsCAD

BricsCAD lets you upload and download your CAD files within the BricsCAD interface. There's no need to switch to your browser.



Bricsys® is a global provider of .dwg engineering design software brought to market under the BricsCAD® brand, powering 2D Drafting, 3D Modeling, Sheet Metal Design, and BIM. For additional information about Bricsys, visit www.bricsys.com.

Bricsys Inc.
45 Hanna Circle
Merrimack, NH 03054
United States
contact.us@bricsys.com

Bricsys nv
Bellevue 5/201
B - 9050 GENT
Belgium
contact.eu@bricsys.com